



CRYPTO 1-2-3

Want to learn how to pay with crypto? Read this guide, don't skip any of it! Need help? Ask in the Crypto channel on the Telegram. Provided by @brownguy89

START HERE

✔ WHAT YOU NEED TO DO – THE 3 STEPS ✔



💡 It costs money to buy crypto sometimes, and it costs money to send crypto.

THE LINKS

- Payment options, holds, and how to buy crypto cheap → See "Payment Options and Holds" section
- Which crypto do I use, what costs the least to send, and what is a gas fee → See "Gas Fees and Which Crypto to Use" section

⚠ SCAMS – READ THIS 100%

DO: Reach out to vendors through contact info from promos.
DON'T: Trust DMs with info – 99% of the time it's a scam.

PEOPLE HAVE BEEN UNKNOWINGLY FORWARDING LINKS TO SCAM GROUPS AND SCAMMERS.


🎉 HELP THE COMMUNITY

Once you're done, please post that you were able to use crypto successfully to encourage others! Crypto has a learning curve, but it's not bad once you get the hang of it.


NEVER PAY VENDORS DIRECTLY – ALWAYS PAY FROM/THROUGH TRUST WALLET

If you buy from Cashapp, Venmo, Zelle, Coinbase, etc. and send to your vendor directly, you risk getting your account banned. Always send from your personal wallet like Trust Wallet.


PAYMENT OPTIONS & HOLDS

 Install Trust Wallet on your phone if you haven't already.


WHICH CRYPTO TO USE? HOW TO BUY CRYPTO?


 Two Kinds Of Crypto:

- **Non-Stablecoin:** ETH, SOL, TRON, BTC (\$1 = fluctuates)
- **Stablecoin:** USDC or USDT (\$1 = \$1, needs gas to send)

 **ANSWER:** Whichever your vendor takes with the lowest fees – ask them!


BUY & SEND CRYPTO

 Always start with a test transaction (\$20-30)

 **Stablecoin Route – Buy 2 Things, Predictable:**


1. Buy USDT/USDC + gas (SOL, ETH, or TRON) from an exchange.
2. Send both to Trust Wallet.
3. Send the stablecoin to your vendor from Trust Wallet.

HOLDS & FEES FOR BUYING CRYPTO

 **Coinbase / Kraken:**

- **Hold Time:** Can be instant or up to a week for new users.
- **Fee:** 0% for USDC with a bank account on Coinbase.

Most of us use Coinbase to buy USDC, send to Trust Wallet, and just swap it for whatever other kind of stablecoin we need to send to the vendor at the time.

 **MoonPay, X0 Pay, Ramp:**

- **Hold Time:** Often just a few hours.
- **Fee:** ~4% higher, but accepts Apple Pay.

YOU WILL ALWAYS HAVE TO VERIFY YOUR IDENTITY TO BUY CRYPTO.

GAS FEES & WHICH CRYPTO TO USE

What Do I Need To Buy?

ETHEREUM NETWORK (ERC-20)



SOLANA NETWORK



TRON NETWORK (TRC-20)



HOW MUCH GAS?

- Solana / Ethereum: Usually max \$0.20 per transfer. \$10-20 is enough for a year.

TRON SUCKS AND COSTS THE MOST OF ANY CRYPTO TO SEND.

HOW IT WORKS

1. Have the stablecoin (USDT/USDC) in your Trust Wallet – this is your payment amount.
2. Have the native currency (SOL/ETH/etc.) in your wallet – this is your gas money.
3. When you send, Trust Wallet automatically deducts the gas from your wallet.

FINAL TIP

Don't be scared! Before sending crypto, always do a small \$5 test transaction and have your vendor confirm they received it.